

VINKELVÄXLAR TYP RM

ANGULAR GEARBOXES TYPE RM

På förfrågan

Vinkelväxlar i specialutförande

Måttuppgifter enligt standardväxlarna

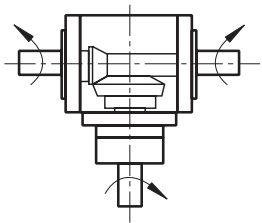
On request

Special types of bevel gearboxes

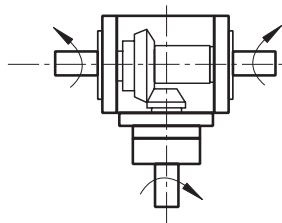
Measurement correspond to the standard types

Vridmoment/Torques: 10...2077Nm
 Effekt/Power: max. 125 kW
 Axeldiameter/Shaft diameter: 12...55 mm (Types IO, DO and IC: 32...55 mm)

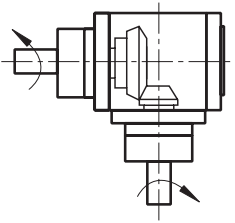
Alla typer kan fås med motorfläns IEC standard
 All types available with IEC-motor flange



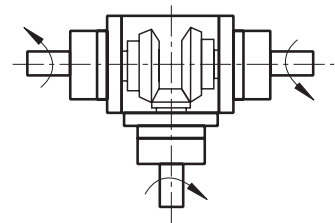
Typ/Type AX
1:1,5, 1:2



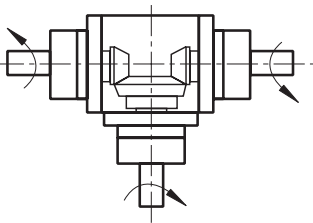
Typ/Type AP
1:1, 2:1, 3:1, 4:1, 5:1
Förstärkt axel
Reinforced shaft



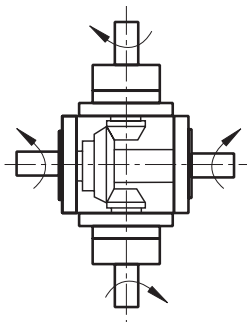
Typ/Type C
1:1, 2:1, 3:1, 4:1, 5:1



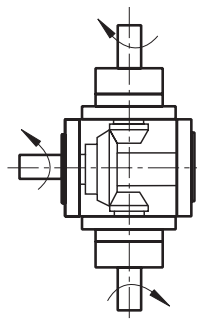
Typ/Type DR
1:1, 2:1, 3:1, 4:1, 5:1



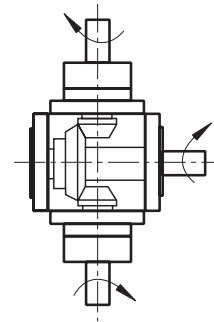
Typ/Type DX
1:1, 1:2, 1:3, 1:4, 1:5



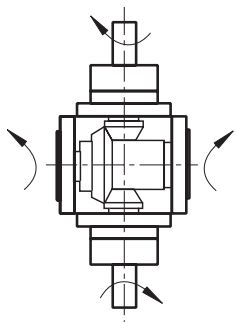
Typ/Type B
1:1, 2:1, 3:1, 4:1, 5:1



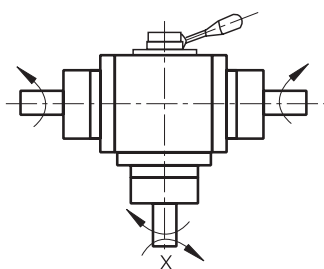
Typ/Type BD
1:1, 2:1, 3:1, 4:1, 5:1



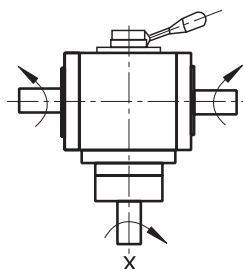
Typ/Type BS
1:1, 2:1, 3:1, 4:1, 5:1



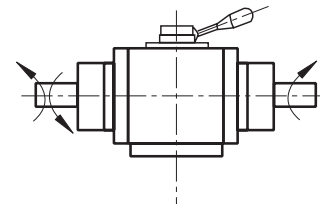
Typ / Type BH
1:1, 2:1, 3:1, 4:1, 5:1
Hållaxel / Hollow shaft



Typ / Type IO
1:1, 2:1
Reversibel, axel x
ändrar riktning
Reversible, shaft x changes
its direction of rotation



Typ / Type DO
1:1, 2:1, 3:1
Omkopplingsbar,
axel x urkopplas
Disengaging, shaft x
is disengaged



Typ / Type IC
1:1
På förfrågan, omkopplingsbar
med 90° axel.
On request,
reversible with 90° shaft