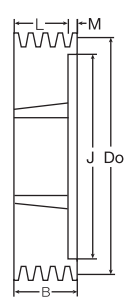


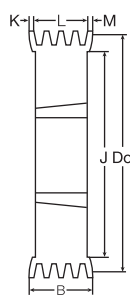
KILREMSSKIVOR FÖR KONISK KLÄMBUSSNING

V-BELT PULLEYS FOR TAPER BUSH

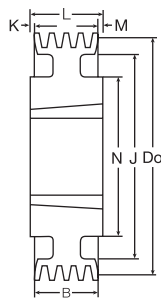
Profil A/SPA Profile A/SPA



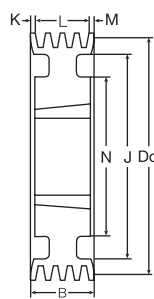
Utf. / Type 2



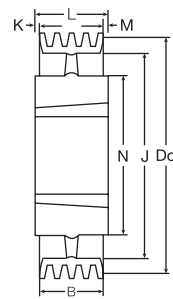
Utf. / Type 4



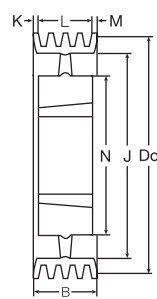
Utf. / Type 5



Utf. / Type 6



Utf. / Type 7



Utf. / Type 8

Do	Ant. spår Grooves	Buss. Nr. Bush No.	Best. Nr. Code	Max A-hål Max bore	Typ Type	B	J	K	L	M	N	Vikt Weight
224	1	2012	1SPA224	50	7	20	189	-	32.0	12.0	112	2.7
	2	2517	2SPA224	65	5	35	189	-	45.0	10.0	124	4.4
	3	2517	3SPA224	65	6	50	189	2.5	45.0	2.5	124	5.5
	4	3020	4SPA224	75	2	65	189	-	52.5	12.5	-	7.4
	5	3020	5SPA224	75	2	80	189	-	52.5	27.5	-	8.3
	6	3020	6SPA224	75	4	95	189	22	51.0	22.0	-	9.4
236	1	2012	1SPA236	50	7	20	201	-	32.0	12.0	112	2.8
	2	2517	2SPA236	65	5	35	201	-	45.0	10.0	124	4.6
	3	2517	3SPA236	65	6	50	201	2.5	45.0	2.5	124	5.7
	4	3020	4SPA236	75	2	65	201	-	52.5	12.5	-	7.8
	5	3020	5SPA236	75	2	80	201	-	52.5	27.5	-	8.7
	6	3020	6SPA236	75	4	95	201	22	51.0	22.0	-	9.7
250	1	2012	1SPA250	50	7	20	215	-	32.0	12.0	112	2.9
	2	2517	2SPA250	65	7	35	215	-	45.0	10.0	124	4.8
	3	2517	3SPA250	65	6	50	215	2.5	45.0	2.5	124	5.9
	4	3020	4SPA250	75	6	65	215	7.0	51.0	7.0	159	8.0
	5	3020	5SPA250	75	6	80	215	14.5	51.0	14.5	159	9.0
	6	3020	6SPA250	75	6	95	215	22.0	51.0	22.0	159	10.0
265	1	2012	1SPA265	50	7	20	230	-	32.0	12.0	112	3.1
	2	2517	2SPA265	65	7	35	230	-	45.0	10.0	124	5.1
	3	2517	3SPA265	65	6	50	230	2.5	45.0	2.5	159	6.3
	4	3020	4SPA265	75	6	65	230	7.0	51.0	7.0	159	8.4
	5	3020	5SPA265	75	6	80	230	14.5	51.0	14.5	159	9.5
	6	3020	6SPA265	75	6	95	230	22.0	51.0	22.0	159	10.5
280	1	2012	1SPA280	50	7	20	248	-	32.0	12.0	112	3.3
	2	2517	2SPA280	65	7	35	248	-	45.0	10.0	124	5.4
	3	2517	3SPA280	65	6	50	248	2.5	45.0	2.5	159	6.7
	4	3020	4SPA280	75	6	65	248	7.0	51.0	7.0	159	8.8
	5	3535	5SPA280	90	5	80	248	4.5	89.0	4.5	178	15.5
	6	3525	6SPA280	90	6	95	248	15	65	15.0	178	14.5
300	1	2012	1SPA300	50	7	20	265	-	32.0	12.0	112	3.5
	2	2517	2SPA300	65	7	35	265	-	45.0	10.0	124	5.8
	3	3020	3SPA300	75	5	50	265	0.5	51.0	0.5	159	7.4
	4	3020	4SPA300	75	6	65	265	7.0	51.0	7.0	159	9.3
	5	3535	5SPA300	90	5	80	265	4.5	89.0	4.5	178	16.2
	6	3525	6SPA300	90	6	95	265	15	65	15.0	178	15.5
315	1	2012	1SPA315	50	7	20	280	-	32.0	12.0	112	3.6
	2	2517	2SPA315	65	7	35	280	-	45.0	10.0	124	6.0
	3	3020	3SPA315	75	5	50	280	0.5	51.0	0.5	159	8.3
	4	3020	4SPA315	75	6	65	280	7.0	51.0	7.0	159	9.7
	5	3535	5SPA315	90	5	80	280	4.5	89.0	4.5	178	17.0
	6	3525	6SPA315	90	6	95	280	15	65	15.0	178	17.5
355	1	2012	1SPA355	50	7	20	320	-	32.0	12.0	112	4.2
	2	2517	2SPA355	65	7	35	320	-	45.0	10.0	124	6.7
	3	3020	3SPA355	75	7	50	320	0.5	51.0	0.5	159	9.2
	4	3020	4SPA355	75	8	65	320	7.0	51.0	7.0	159	11.0
	5	3535	5SPA355	90	7	80	320	4.5	89.0	4.5	178	18.6
	6	3525	6SPA355	90	8	95	320	15	65	15.0	178	19.0
400	1	2012	1SPA400	50	7	20	365	-	32.0	12.0	112	4.9
	2	2517	2SPA400	65	7	35	365	-	45.0	10.0	124	8.1
	3	3020	3SPA400	75	7	50	365	0.5	51.0	0.5	159	11.0
	4	3020	4SPA400	75	8	65	365	7.0	51.0	7.0	159	12.8
	5	3535	5SPA400	90	7	80	365	4.5	89.0	4.5	178	21.0
	6	3525	6SPA400	90	8	95	365	15.0	65.0	15.0	178	22.0

Do	Ant. spår Grooves	Buss. Nr. Bush No.	Best. Nr. Code	Max A-hål Max bore	Typ Type	B	J	K	L	M	N	Vikt Weight
450	1	2012	1SPA450	50	7	20	418	-	32.0	12.0	112	7.0
	2	2517	2SPA450	65	7	35	418	-	45.0	10.0	124	10.3
	3	3020	3SPA450	75	7	50	418	0.5	51.0	0.5	159	14.1
	4	3020	4SPA450	75	8	65	418	7.0	51.0	7.0	159	15.5
	5	3535	5SPA450	90	7	80	418	4.5	89.0	4.5	178	24.3
	6	3525	6SPA450	90	8	95	418	15.0	65.0	15.0	178	25.2
500	1	2517	1SPA500	65	7	20	465	-	45.0	10.0	124	8.0
	2	2517	2SPA500	65	7	35	465	-	45.0	10.0	124	11.6
	3	3020	3SPA500	75	7	50	465	0.5	51.0	0.5	159	16.0
	4	3020	4SPA500	75	8	65	465	7.0	51.0	7.0	159	18.2
	5	3535	5SPA500	90	7	80	465	4.5	89.0	4.5	178	27.3
	6	3525	6SPA500	90	8	95	465	15.0	65.0	15.0	178	28.0
560	1	2517	1SPA560	65	7	20	525	-	45.0	10.0	124	11.6
	2	3020	2SPA560	75	7	35	525	-	51.0	16.0	159	15.5
	3	3020	3SPA560	75	7	50	525	0.5	51.0	0.5	159	17.8
	4	3535	4SPA560	90	7	65	525	12.0	89.0	12.0	178	26.7
	5	3535	5SPA560	90	7	80	525	4.5	89.0	4.5	178	30.4
	6	3525	6SPA560	90	8	95	525	15	65	15	178	31.5
630	1	2517	1SPA630	65	7	20	595	-	45.0	10.0	124	10.2
	2	3020	2SPA630	75	7	35	595	-	51.0	16.0	159	16.0
	3	3020	3SPA630	75	7	50	595	0.5	51.0	0.5	159	22.0
	4	3535	4SPA630	90	7	65	595	12.0	89.0	12.0	178	30.8
	5	3535	5SPA630	90	7	80	595	4.5	89.0	4.5	178	33.7
	6	4030	6SPA630	100	8	95	595	9.5	76	9.5	216	42.0
800	2	3535	2SPA800	90	7	35	766	27.0	29	27.0	178	29.3
	3	3535	3SPA800	90	7	50	766	19.5	89	19.5	178	34.5
	4	3535	4SPA800	90	7	65	766	12.0	89	12.0	178	39.0
	5	4040	5SPA800	100	7	80	766	11.0	102	11.0	216	54.0
	6	4030	6SPA800	100	8	95	766	9.5	76	9.5	216	55.0
	900	3	3535	3SPA900	90	7	50	866	19.5	89	19.5	178
4		3535	4SPA900	90	7	65	866	12.0	89	12.0	178	45.5
5		4040	5SPA900	100	7	80	866	11.0	102	11.0	216	58.7
6		4030	6SPA900	100	8	95	866	9.5	96	9.5	216	60.5